






# Coupe de France

## KZ2 Master et Gentleman

### Série C - D

### Classement

Clt	N°	Pilote	Ligue	Chassis / Moteur / Pneus	Tours	Ecart	Interv.	M.Tour	Points	Pénalité
1	7	NUVOLINI Stephen	RHONE-ALPES	Praga / lame / Le Cont	11			52.603	5	+5P
2	8	LE BRIGAND Julien	BRETAGNE-PDL	Crg / lame / Le Cont	11	+0.262	+0.262	52.477	2	
3	55	GROSSO Emilien	ILE-DE-FRANCE	Tony Kart / Vortex / Le Cont	11	+0.418	+0.156	52.445	3	
4	18	HELLAOUET Sébastien	BRETAGNE-PDL	Sodi / Tm / Le Cont	11	+5.220	+4.802	52.531	9	+5P
5	103	BERTEAUX Marc	 CENTRE	Sodi / Tm / Le Cont	11	+6.926	+1.706	53.086	5	
6	6	LAUNAY Aurore	 ILE-DE-FRANCE	Tony Kart / Vortex / Le Cont	11	+6.998	+0.072	52.933	6	
7	171	WEISSEN Laurent	 AUVERGNE	Birel Art / Tm / Le Cont	11	+7.103	+0.105	52.894	7	
8	17	DUCROT Emmanuel	BOURGOGNE-FC	Sodi / Tm / Le Cont	11	+7.235	+0.132	52.697	8	
9	33	DANIEL Henry	BRETAGNE-PDL	Sodi / Tm / Le Cont	11	+7.431	+0.196	52.689	9	
10	14	BRIET Franck	ILE-DE-FRANCE	Tony Kart / Vortex / Le Cont	11	+7.614	+0.183	52.631	10	
11	11	MERCIER Julien	ILE-DE-FRANCE	Birel Art / Tm / Le Cont	11	+9.360	+1.746	53.171	11	
12	120	BILLON Alain	 BRETAGNE-PDL	Sodi / Tm / Le Cont	11	+9.596	+0.236	53.043	12	
13	24	KUSSMAUL Jean François	LORRAINE-ALSACE	Rk / Tm / Le Cont	11	+9.729	+0.133	53.039	18	+5P
14	169	PREUVOST Eric	 AQUITAINE	Sodi / lame / Le Cont	11	+14.837	+5.108	53.570	14	
15	16	LEDER Grégory	MIDI-PYRENEES	Sodi / Tm / Le Cont	11	+14.895	+0.058	52.913	20	+5P
16	50	CANN François	RHONE-ALPES	Tony Kart / Vortex / Le Cont	11	+15.190	+0.295	53.498	16	
17	20	JOUEN Maxime	PACAC	Maranello / Tm / Le Cont	11	+15.461	+0.271	53.338	17	
18	9	VINCLET Maxime	NORMANDIE	Fa Kart / Vortex / Le Cont	11	+16.082	+0.621	53.269	23	+5P
19	38	LIGIER Jean Philippe	ILE-DE-FRANCE	Birel Art / Tm / Le Cont	1	+10 Tours	+10 Tours	57.048	19	

Meilleur tour: 55 GROSSO Emilien - 52.445

N° 7, 9, 16, 18, 24 5 points de pénalité : Mauvaise fixation du spoiler

Sous réserve du contrôle technique ou de fait sportif

Le Chronométrage



Heure d'affichage

La Présidente du Collège



# Coupe de France

## KZ2 Master et Gentleman

### Série C - D

### Historique

N°	Tour	Secteur 1	Secteur 2	Secteur 3	Temps
<b>6 LAUNAY Aurore</b>					
6					
6		19.960	23.022	17.483	
START					
6		21.026	34.943	1:10.381	
6	1	17.731	22.248	17.055	57.034
6	2	15.553	21.635	16.837	54.025
6	3	15.762	21.752	17.322	54.836
6	4	16.065	21.633	16.792	54.490
6	5	15.614	21.500	16.761	53.875
6	6	15.527	21.314	16.648	53.489
6	7	15.465	21.270	16.666	53.401
6	8	15.406	21.392	16.673	53.471
6	9	15.646	20.875	16.464	52.985
6	10	15.356	21.060	16.517	52.933
FINISH					
6	11	15.487	21.088	16.706	53.281

N°	Tour	Secteur 1	Secteur 2	Secteur 3	Temps
<b>7 NUVOLINI Stephen</b>					
7					
7		19.023	22.765	18.164	
START					
7		20.852	34.614	1:12.134	
7	1	17.488	21.898	16.960	56.346
7	2	15.598	21.586	16.817	54.001
7	3	15.537	21.274	16.766	53.577
7	4	15.472	21.031	16.757	53.260
7	5	15.406	20.890	16.562	52.858
7	6	15.323	20.788	16.505	52.616
7	7	15.393	20.774	16.510	52.677
7	8	15.330	21.468	16.646	53.444
7	9	15.340	20.960	16.491	52.791
7	10	15.295	20.799	16.509	52.603
FINISH					
7	11	15.388	20.838	16.638	52.864

N°	Tour	Secteur 1	Secteur 2	Secteur 3	Temps
<b>8 LE BRIGAND Julien</b>					
8					
8		18.727	22.294	18.152	
START					
8		21.635	34.735	1:12.533	
8	1	17.749	22.047	17.100	56.896
8	2	15.624	21.466	16.986	54.076

N°	Tour	Secteur 1	Secteur 2	Secteur 3	Temps
8	3	15.543	21.265	16.836	53.644
8	4	15.483	20.997	17.267	53.747
8	5	15.460	20.987	16.961	53.408
8	6	15.246	20.804	16.427	52.477
8	7	15.237	20.859	16.419	52.515
8	8	15.302	21.143	16.614	53.059
8	9	15.400	20.962	16.535	52.897
8	10	15.364	20.752	16.452	52.568
FINISH					
8	11	15.392	20.891	16.642	52.925

N°	Tour	Secteur 1	Secteur 2	Secteur 3	Temps
<b>9 VINCLET Maxime</b>					
9					
9		20.604	24.157	17.785	
START					
9		18.412	34.289	1:03.189	
9	1	18.404	22.604	17.513	58.521
9	2	15.880	21.988	17.060	54.928
9	3	15.821	21.719	16.756	54.296
9	4	15.879	21.725	17.352	54.956
9	5	15.753	21.381	16.771	53.905
9	6	15.592	21.244	17.043	53.879
9	7	17.211	21.783	17.892	56.886
9	8	15.613	21.239	16.812	53.664
9	9	15.584	21.029	16.656	53.269
9	10	15.529	21.083	16.707	53.319
FINISH					
9	11	15.538	21.320	17.079	53.937

N°	Tour	Secteur 1	Secteur 2	Secteur 3	Temps
<b>11 MERCIER Julien</b>					
11					
11		19.929	23.373	17.286	
START					
11		22.232	35.040	1:07.532	
11	1	18.109	22.427	17.403	57.939
11	2	15.822	21.873	17.069	54.764
11	3	15.596	21.549	16.991	54.136
11	4	15.646	21.211	16.773	53.630
11	5	15.554	21.256	16.702	53.512
11	6	15.454	21.192	16.952	53.598
11	7	15.429	21.189	16.778	53.396
11	8	15.774	21.136	16.784	53.694
11	9	15.505	22.045	16.646	54.196
11	10	15.539	20.975	16.714	53.228

Coupe de France  
KZ2 Master et Gentleman  
Série C - D  
Historique

N°	Tour	Secteur 1	Secteur 2	Secteur 3	Temps
FINISH					
11	11	15.488	<b>20.925</b>	16.758	<b>53.171</b>

#### 14 BRIET Franck

14					
14		<b>19.210</b>	<b>23.076</b>	<b>17.449</b>	
START					
14		21.267	34.888	1:10.779	
14	1	<b>18.585</b>	<b>22.498</b>	17.477	<b>58.560</b>
14	2	<b>15.910</b>	<b>22.016</b>	<b>16.961</b>	<b>54.887</b>
14	3	<b>15.730</b>	<b>21.622</b>	<b>16.751</b>	<b>54.103</b>
14	4	15.928	<b>21.279</b>	<b>16.620</b>	<b>53.827</b>
14	5	<b>15.392</b>	<b>21.095</b>	<b>16.542</b>	<b>53.029</b>
14	6	<b>15.358</b>	21.258	16.795	53.411
14	7	15.516	21.229	16.608	53.353
14	8	15.408	21.141	16.673	53.222
14	9	15.701	21.860	<b>16.405</b>	53.966
14	10	<b>15.249</b>	<b>20.873</b>	16.509	<b>52.631</b>
FINISH					
14	11	15.351	20.904	16.413	52.668

#### 16 LEDER Grégory

16					
16		<b>19.647</b>	<b>23.198</b>	<b>17.645</b>	
START					
16		21.375	34.878	1:09.843	
16	1	<b>18.773</b>	<b>23.047</b>	<b>17.459</b>	<b>59.279</b>
16	2	<b>15.937</b>	<b>22.117</b>	<b>17.018</b>	<b>55.072</b>
16	3	<b>15.662</b>	<b>21.613</b>	20.148	57.423
16	4	15.830	<b>21.484</b>	<b>16.732</b>	<b>54.046</b>
16	5	<b>15.551</b>	<b>20.955</b>	<b>16.556</b>	<b>53.062</b>
16	6	16.232	21.105	<b>16.541</b>	53.878
16	7	15.586	21.549	17.412	54.547
16	8	15.635	21.193	16.682	53.510
16	9	<b>15.481</b>	21.135	16.571	53.187
16	10	<b>15.279</b>	21.020	16.614	<b>52.913</b>
FINISH					
16	11	15.420	21.351	16.874	53.645

#### 17 DUCROT Emmanuel

17					
17		<b>19.394</b>	<b>23.250</b>	<b>17.646</b>	
START					
17		21.165	34.625	1:10.133	
17	1	<b>17.651</b>	<b>22.389</b>	<b>17.209</b>	<b>57.249</b>
17	2	<b>15.463</b>	<b>21.756</b>	<b>17.110</b>	<b>54.329</b>

N°	Tour	Secteur 1	Secteur 2	Secteur 3	Temps
17	3	15.646	<b>21.385</b>	<b>16.931</b>	<b>53.962</b>
17	4	15.748	21.468	<b>16.873</b>	54.089
17	5	15.685	<b>21.231</b>	<b>16.788</b>	<b>53.704</b>
17	6	15.476	21.325	<b>16.685</b>	<b>53.486</b>
17	7	15.504	21.501	16.688	53.693
17	8	<b>15.369</b>	21.370	16.773	53.512
17	9	16.070	<b>21.209</b>	<b>16.650</b>	53.929
17	10	<b>15.313</b>	<b>20.987</b>	<b>16.635</b>	<b>52.935</b>
FINISH					
17	11	<b>15.218</b>	<b>20.900</b>	<b>16.579</b>	<b>52.697</b>

#### 18 HELLAOUET Sébastien

18					
18		<b>19.580</b>	<b>22.424</b>	<b>18.211</b>	
START					
18		20.919	34.470	1:11.970	
18	1	<b>18.346</b>	22.574	<b>17.220</b>	<b>58.140</b>
18	2	<b>15.507</b>	<b>21.756</b>	<b>16.959</b>	<b>54.222</b>
18	3	15.724	<b>21.459</b>	<b>16.831</b>	<b>54.014</b>
18	4	15.984	<b>21.363</b>	<b>16.776</b>	54.123
18	5	15.551	<b>21.142</b>	16.892	<b>53.585</b>
18	6	<b>15.387</b>	21.320	<b>16.653</b>	<b>53.360</b>
18	7	15.435	<b>21.055</b>	<b>16.623</b>	<b>53.113</b>
18	8	15.415	21.177	16.772	53.364
18	9	15.484	<b>20.745</b>	<b>16.604</b>	<b>52.833</b>
18	10	15.413	20.755	<b>16.560</b>	<b>52.728</b>
FINISH					
18	11	<b>15.309</b>	<b>20.681</b>	<b>16.541</b>	<b>52.531</b>

#### 20 JOUEN Maxime

20					
20		<b>19.023</b>	<b>23.548</b>	<b>17.358</b>	
START					
20		20.204	34.746	1:06.259	
20	1	<b>17.801</b>	<b>23.168</b>	<b>17.349</b>	<b>58.318</b>
20	2	<b>16.003</b>	<b>23.068</b>	17.410	<b>56.481</b>
20	3	<b>15.953</b>	<b>21.701</b>	<b>17.261</b>	<b>54.915</b>
20	4	<b>15.769</b>	<b>21.372</b>	<b>16.886</b>	<b>54.027</b>
20	5	<b>15.667</b>	21.400	<b>16.806</b>	<b>53.873</b>
20	6	<b>15.564</b>	<b>21.339</b>	<b>16.746</b>	<b>53.649</b>
20	7	15.741	21.616	17.370	54.727
20	8	15.630	<b>21.063</b>	16.782	<b>53.475</b>
20	9	<b>15.477</b>	21.105	16.756	<b>53.338</b>
20	10	15.773	21.202	<b>16.647</b>	53.622
FINISH					
20	11	15.628	21.125	16.789	53.542

N°	Tour	Secteur 1	Secteur 2	Secteur 3	Temps
<b>24 KUSSMAUL Jean François</b>					
24					
24		<b>18.930</b>	<b>22.880</b>	<b>18.116</b>	
START					
24		21.210	34.714	1:12.632	
24	1	<b>17.565</b>	<b>22.283</b>	<b>16.969</b>	<b>56.817</b>
24	2	<b>15.645</b>	27.416	<b>16.799</b>	59.860
24	3	<b>15.613</b>	<b>21.251</b>	<b>16.658</b>	<b>53.522</b>
24	4	<b>15.518</b>	21.274	16.668	<b>53.460</b>
24	5	<b>15.410</b>	<b>21.152</b>	<b>16.567</b>	<b>53.129</b>
24	6	<b>15.404</b>	<b>21.098</b>	<b>16.537</b>	<b>53.039</b>
24	7	<b>15.398</b>	<b>21.035</b>	16.698	53.131
24	8	15.728	21.155	16.686	53.569
24	9	15.523	21.924	16.655	54.102
24	10	15.614	<b>20.978</b>	<b>16.526</b>	53.118
FINISH					
24	11	15.566	21.040	16.631	53.237

N°	Tour	Secteur 1	Secteur 2	Secteur 3	Temps
<b>33 DANIEL Henry</b>					
33					
33		<b>19.707</b>	<b>22.949</b>	<b>17.746</b>	
START					
33		20.769	34.546	1:11.523	
33	1	<b>18.460</b>	<b>22.562</b>	<b>17.228</b>	<b>58.250</b>
33	2	<b>15.735</b>	<b>21.673</b>	<b>16.905</b>	<b>54.313</b>
33	3	<b>15.592</b>	<b>21.446</b>	<b>16.811</b>	<b>53.849</b>
33	4	16.032	21.503	16.871	54.406
33	5	<b>15.514</b>	<b>21.369</b>	<b>16.705</b>	<b>53.588</b>
33	6	15.532	<b>21.238</b>	16.712	<b>53.482</b>
33	7	<b>15.484</b>	21.385	16.714	53.583
33	8	<b>15.413</b>	<b>21.075</b>	16.806	<b>53.294</b>
33	9	15.722	21.346	<b>16.559</b>	53.627
33	10	<b>15.394</b>	<b>20.880</b>	16.673	<b>52.947</b>
FINISH					
33	11	<b>15.359</b>	<b>20.850</b>	<b>16.480</b>	<b>52.689</b>

N°	Tour	Secteur 1	Secteur 2	Secteur 3	Temps
<b>38 LIGIER Jean Philippe</b>					
38					
38		<b>18.917</b>	<b>22.837</b>	<b>18.209</b>	
START					
38		20.691	34.554	1:12.284	
38	1	<b>17.955</b>	<b>22.174</b>	<b>16.919</b>	<b>57.048</b>
FINISH					

N°	Tour	Secteur 1	Secteur 2	Secteur 3	Temps
<b>50 CANN François</b>					
50					

N°	Tour	Secteur 1	Secteur 2	Secteur 3	Temps
50		<b>18.074</b>	<b>23.489</b>	<b>17.229</b>	
START					
50		22.679	34.697	1:07.403	
50	1	18.381	<b>23.245</b>	17.447	<b>59.073</b>
50	2	<b>15.856</b>	<b>22.182</b>	<b>16.929</b>	<b>54.967</b>
50	3	<b>15.672</b>	<b>21.763</b>	18.236	55.671
50	4	15.753	<b>21.404</b>	<b>16.718</b>	<b>53.875</b>
50	5	<b>15.605</b>	21.430	16.728	<b>53.763</b>
50	6	15.852	<b>21.099</b>	<b>16.630</b>	<b>53.581</b>
50	7	16.831	21.354	16.946	55.131
50	8	15.627	<b>21.065</b>	16.849	<b>53.541</b>
50	9	15.612	21.067	16.819	<b>53.498</b>
50	10	15.760	21.326	17.135	54.221
FINISH					
50	11	15.621	21.095	16.835	53.551

N°	Tour	Secteur 1	Secteur 2	Secteur 3	Temps
<b>55 GROSSO Emilien</b>					
55					
55		<b>18.773</b>	<b>22.732</b>	<b>18.373</b>	
START					
55		20.323	34.606	1:12.457	
55	1	<b>17.813</b>	<b>22.023</b>	<b>17.102</b>	<b>56.938</b>
55	2	<b>15.605</b>	<b>21.895</b>	<b>16.968</b>	<b>54.468</b>
55	3	<b>15.554</b>	<b>21.134</b>	<b>16.758</b>	<b>53.446</b>
55	4	15.558	<b>21.014</b>	16.902	53.474
55	5	<b>15.471</b>	<b>20.961</b>	<b>16.642</b>	<b>53.074</b>
55	6	<b>15.265</b>	<b>20.754</b>	<b>16.426</b>	<b>52.445</b>
55	7	15.279	20.778	16.486	52.543
55	8	15.338	20.898	16.595	52.831
55	9	15.417	20.890	16.689	52.996
55	10	15.838	20.795	16.495	53.128
FINISH					
55	11	<b>15.254</b>	21.000	16.599	52.853

N°	Tour	Secteur 1	Secteur 2	Secteur 3	Temps
<b>103 BERTEAUX Marc</b>					
103					
103		<b>19.563</b>	<b>23.357</b>	<b>17.400</b>	
START					
103		21.926	34.493	1:08.892	
103	1	<b>17.429</b>	<b>22.388</b>	<b>17.118</b>	<b>56.935</b>
103	2	<b>15.579</b>	<b>21.567</b>	<b>16.934</b>	<b>54.080</b>
103	3	<b>15.524</b>	21.740	17.054	54.318
103	4	15.753	<b>21.465</b>	<b>16.927</b>	54.145
103	5	15.647	<b>21.237</b>	<b>16.775</b>	<b>53.659</b>
103	6	15.544	21.244	<b>16.712</b>	<b>53.500</b>
103	7	<b>15.521</b>	<b>21.083</b>	16.717	<b>53.321</b>
103	8	<b>15.393</b>	21.603	16.783	53.779
103	9	15.500	<b>20.980</b>	<b>16.606</b>	<b>53.086</b>

Coupe de France  
KZ2 Master et Gentleman  
Série C - D  
Historique

N°	Tour	Secteur 1	Secteur 2	Secteur 3	Temps
103	10	15.436	21.076	<b>16.592</b>	53.104
FINISH					
103	11	15.422	21.096	16.806	53.324

**120 BILLON Alain**

120					
120		<b>19.014</b>	<b>23.364</b>	<b>17.392</b>	
START					
120		21.107	34.433	1:06.176	
120	1	<b>18.144</b>	<b>22.438</b>	17.593	<b>58.175</b>
120	2	<b>15.873</b>	<b>21.850</b>	<b>17.126</b>	<b>54.849</b>
120	3	<b>15.730</b>	<b>21.546</b>	<b>16.890</b>	<b>54.166</b>
120	4	16.155	<b>21.524</b>	<b>16.868</b>	54.547
120	5	<b>15.540</b>	<b>21.120</b>	<b>16.636</b>	<b>53.296</b>
120	6	15.553	<b>20.937</b>	<b>16.634</b>	<b>53.124</b>
120	7	<b>15.411</b>	21.028	<b>16.604</b>	<b>53.043</b>
120	8	15.864	21.108	16.739	53.711
120	9	15.520	21.891	16.751	54.162
120	10	15.495	20.949	16.670	53.114
FINISH					
120	11	15.521	20.973	16.666	53.160

**169 PREUVOST Eric**

169					
169		<b>18.995</b>	<b>22.894</b>	<b>17.279</b>	
START					
169		22.472	34.374	1:07.226	
169	1	<b>18.136</b>	<b>22.649</b>	17.626	<b>58.411</b>
169	2	<b>15.730</b>	<b>21.996</b>	<b>17.216</b>	<b>54.942</b>
169	3	15.767	<b>21.442</b>	<b>16.898</b>	<b>54.107</b>
169	4	15.948	21.699	17.803	55.450
169	5	15.871	<b>21.380</b>	<b>16.886</b>	54.137
169	6	16.263	<b>21.299</b>	<b>16.746</b>	54.308
169	7	15.963	<b>21.045</b>	16.860	<b>53.868</b>
169	8	<b>15.544</b>	21.177	16.883	<b>53.604</b>
169	9	15.664	21.284	16.881	53.829
169	10	<b>15.540</b>	21.152	16.878	<b>53.570</b>
FINISH					
169	11	<b>15.497</b>	21.532	17.072	54.101

**171 WEISSEN Laurent**

171					
171		<b>19.408</b>	<b>23.358</b>	<b>17.316</b>	
START					
171		21.849	34.800	1:08.138	
171	1	<b>17.778</b>	<b>22.500</b>	<b>17.148</b>	<b>57.426</b>

N°	Tour	Secteur 1	Secteur 2	Secteur 3	Temps
171	2	<b>15.652</b>	<b>21.632</b>	<b>16.978</b>	<b>54.262</b>
171	3	15.765	<b>21.470</b>	<b>16.791</b>	<b>54.026</b>
171	4	16.326	<b>21.401</b>	16.881	54.608
171	5	<b>15.522</b>	<b>21.400</b>	<b>16.742</b>	<b>53.664</b>
171	6	<b>15.470</b>	<b>21.291</b>	<b>16.736</b>	<b>53.497</b>
171	7	<b>15.452</b>	<b>21.217</b>	<b>16.669</b>	<b>53.338</b>
171	8	15.464	21.283	16.767	53.514
171	9	15.648	<b>20.877</b>	<b>16.535</b>	<b>53.060</b>
171	10	<b>15.282</b>	21.027	16.585	<b>52.894</b>
FINISH					
171	11	15.389	21.096	16.669	53.154

Coupe de France  
KZ2 Master et Gentleman  
Série C - D  
Tour par tour

Grille	8	55	24	38	18	7	33	6	17	14	16	171	103	50	11	120	169	20	9
--------	---	----	----	----	----	---	----	---	----	----	----	-----	-----	----	----	-----	-----	----	---

	1.	2.	3.	4.	5.	6.	7.	8.	9.	10.	11.	12.	13.	14.	15.	16.	17.	18.	19.
Départ	8	55	38	24	7	6	18	33	17	171	103	14	11	120	50	16	169	9	20
Tour 1	8	55	7	24	38	6	103	17	171	18	33	11	120	14	169	9	50	16	20
Tour 2	8	7	55	6	103	17	171	18	33	11	120	14	169	9	50	16	24	20	
Tour 3	8	7	55	103	6	17	171	18	33	11	120	14	169	9	24	50	20	16	
Tour 4	7	8	55	103	17	6	18	171	33	11	14	120	24	9	169	50	20	16	
Tour 5	7	55	8	103	17	18	6	171	33	11	14	120	24	9	169	50	20	16	
Tour 6	7	55	8	103	17	18	6	171	33	11	14	120	24	9	50	169	20	16	
Tour 7	7	55	8	103	18	17	6	171	33	11	14	120	24	169	50	20	16	9	
Tour 8	55	7	8	18	103	17	6	171	33	14	11	120	24	169	50	20	16	9	
Tour 9	55	7	8	18	103	6	171	17	33	14	11	120	24	169	50	20	16	9	
Tour 10	7	8	55	18	103	6	171	17	33	14	11	120	24	169	16	50	20	9	
Tour 11	7	8	55	18	103	6	171	17	33	14	11	120	24	169	16	50	20	9	